

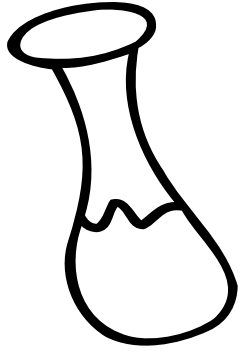


SLIME BOOK



Name _____



Recipe for **SLIME**

SUPPLIES:

- 4 oz. white school glue
- ½ tsp. Borax
- 1/4 cup Water
- Plastic Cup
- Medium Size Bowl
- Food Coloring and Glitter if Desired

DIRECTIONS:

1. Gather all your supplies together.
2. Pour glue into the bowl.
3. Add some food coloring/glitter if desired. Set to the side..
4. Put 1/4 cup warm water into your cup.
5. Add 1/2 tsp. borax to the water cup and mix until borax dissolves.
6. Pour this mixture into your glue bowl.
7. Start stirring and you will notice how it starts becoming stringy.
8. Keep mixing by using your hands and squeezing and squishing.
9. Keep working with your hands until it's pliable.

Store slime in airtight containers.

Write ten words to describe slime.

1. _____

2. _____

3. _____

4. _____

5. _____

6. _____

7. _____

8. _____

9. _____

10. _____

Imagine you are a scientist who has invented a secret slime recipe with super powers.

What is your scientist name.

Describe your slime and it's powers.

**Create an advertisement
to sell your secret slime.**

A large, empty rectangular box with a thin black border, intended for the student to create an advertisement for their secret slime. The box occupies the right half of the page and is currently blank.